


NON-ISOLATED DRIVERS

NON-ISOLATED DRIVERS



P6142

Wattage - 20W - 1 Mov (P6142)

Input Voltage - 100V-300V

Output Voltage - 35V - 80V

Output Current - 235mA

Efficiency - $\geq 85\%$

PFC - > 0.95


Surge Protection - Upto 3KV

THD - Less Than 15%

Length(mm) - 67.5*16.5*13mm

Application - Led Tube Light & Profiles

NON-ISOLATED DRIVERS



P4661

Wattage - 20W - 2 Mov (P4661)

Input Voltage - 100V-300V

Output Voltage - 35V - 80V

Output Current - 235mA

Efficiency - $\geq 85\%$

PFC - > 0.95


Surge Protection - Upto 3.5KV

THD - Less Than 15%

Length(mm) - 67.5*16.5*13mm

Application - Led Tube Light & Profiles

NON-ISOLATED DRIVERS



P6186

Wattage - 20W (P6186)

Input Voltage - 100V-300V

Output Voltage - 35V - 80V

Output Current - 235mA

Efficiency - $\geq 85\%$

PFC - > 0.95


Surge Protection - Upto 3KV

THD - Less Than 15%

Length(mm) - 51*16.5*13mm

Application - Led Tube Light & Profiles

NON-ISOLATED DRIVERS



P6398

Wattage - 20W - 2 Mov (P6398)

Input Voltage - 100V-300V

Output Voltage - 40V - 75V

Output Current - 240mA

Efficiency - $\geq 88\%$

PFC - > 0.95


Surge Protection - Upto 4KV

THD - Less Than 15%

Length(mm) - 58.5*16.5*13mm

Application - Led Tube Light & Profiles

NON-ISOLATED DRIVERS



P6149

Wattage - 20W - EPC13 (P6149)

Input Voltage - 100V-300V

Output Voltage - 35V - 80V

Output Current - 235mA

Efficiency - $\geq 80\%$

PFC - > 0.95


Surge Protection - Upto 3KV

THD - Less Than 15%

Length(mm) - 67.5*16.5*13mm

Application - Led Tube Light & Profiles

NON-ISOLATED DRIVERS



P4909

Wattage - 22W(P4909)

Input Voltage - 100V-300V

Output Voltage - 30V - 80V

Output Current - 260mA

Efficiency - $\geq 85\%$

PFC - > 0.95


Surge Protection - Upto 4KV

THD - Less Than 15%

Length(mm) - 74*17*13(mm)

Application - TubeLight, Profiles

NON-ISOLATED DRIVERS



P4904

Wattage - 24W(P4904)

Input Voltage - 100V-300V

Output Voltage - 40V - 80V

Output Current - 300mA

Efficiency - $\geq 85\%$

PFC - > 0.95


Surge Protection - Upto 3.5KV

THD - Less Than 15%

Length(mm) - 74*17*13mm

Application - TubeLight , Profiles

NON-ISOLATED DRIVERS



P5015

Wattage - 36W (P5015)

Input Voltage - 100V-300V

Output Voltage - 40V - 80V

Output Current - 470mA

Efficiency - $\geq 88\%$

PFC - > 0.95


Surge Protection - 4KV

THD - Less Than 15%

Length(mm) - 155*19.5*13.5mm

Application - TubeLight , Profiles

NON-ISOLATED DRIVERS



P6390

Wattage - 36W (P6390)

Input Voltage - 100V-300V

Output Voltage - 40V - 75V

Output Current - 470mA

Efficiency - $\geq 85\%$

PFC - > 0.95


Surge Protection - 4KV

THD - Less Than 15%

Length(mm) - 122*18*13mm

Application - TubeLight , Profiles

NON-ISOLATED DRIVERS



P2124

Wattage - 3-9W (P2124)

Input Voltage - 110V-290V

Output Voltage - 20V - 78V

Output Current - 120mA

Efficiency - $\geq 80\%$

PFC - > 0.95


Surge Protection - Upto 3KV

THD - Less Than 15%

Length(mm) - 33*19.5*15(mm)

Application - Bulb, Downlight

NON-ISOLATED DRIVERS



P4826

Wattage - 5-10W (P4826)

Input Voltage - 100V-300V

Output Voltage - 20V - 78V

Output Current - 120mA

Efficiency - $\geq 80\%$

PFC - > 0.95


Surge Protection - Upto 3KV

THD - Less Than 15%

Length(mm) - 44.5*16.5*15(mm)

Application - Tube Light

NON-ISOLATED DRIVERS



P6294

Wattage - 5W (P6294)

Input Voltage - 100V-300V

Output Voltage - 60V - 75V

Output Current - 60mA

Efficiency - $\geq 75\%$

PFC - > 0.95


Surge Protection - Upto 3KV

THD - Less Than 15%

Length(mm) - 44.5*16.5*15(mm)

Application - Tube Light

NON-ISOLATED DRIVERS



P4834

Wattage - 8-15W (P4834)

Input Voltage - 100V-300V

Output Voltage - 24V - 48V

Output Current - 300mA

Efficiency - $\geq 80\%$

PFC - > 0.95


Surge Protection - Upto 3KV

THD - Less Than 15%

Length(mm) - 39*24*13mm

Application - LED Panel, Downlight, COB Light

NON-ISOLATED DRIVERS



P5003

Wattage - 8-15W (P5003)

Input Voltage - 100V-300V

Output Voltage - 40V - 75V

Output Current - 220mA

Efficiency - $\geq 88\%$

PFC - > 0.95


Surge Protection - Upto 3.5KV

THD - Less Than 15%

Length(mm) - 39*24*13(mm)

Application - PC Panels, DownLights

NON-ISOLATED DRIVERS



P6368

Wattage - 8-22W - 1 Mov (P6368)

Input Voltage - 100V-300V

Output Voltage - 24V - 72V

Output Current - 280mA

Efficiency - $\geq 85\%$

PFC - > 0.95


Surge Protection - Upto 3KV

THD - Less Than 15%

Length(mm) - 39*24*13mm

Application - LED Panel, Downlight, COB Light

NON-ISOLATED DRIVERS



P6369

Wattage - 8-22W - 2Mov (P6369)

Input Voltage - 100V-300V

Output Voltage - 24V - 72V

Output Current - 280mA

Efficiency - $\geq 85\%$

PFC - > 0.95

Surge Protection - Upto 3.5KV

THD - Less Than 15%

Length(mm) - 39*24*13(mm)

Application - PC Panels, DownLights

NON-ISOLATED DRIVERS



P6122

Wattage - 8-24W - 1 Mov (P6122)

Input Voltage - 100V-300V

Output Voltage - 24V - 80V

Output Current - 300mA

Efficiency - $\geq 85\%$

PFC - > 0.95


Surge Protection - Upto 3.5KV

THD - Less Than 15%

Length(mm) - 44.5*25.5*13mm

Application - LED Panel, Downlight, COB Light

NON-ISOLATED DRIVERS



P6143

Wattage - 8-24W - 2 Mov (P6143)

Input Voltage - 100V-300V

Output Voltage - 24V - 80V

Output Current - 300mA

Efficiency - $\geq 85\%$

PFC - > 0.95


Surge Protection - Upto 4KV

THD - Less Than 15%

Length(mm) - 44.5*25.5*15mm

Application - LED Panel, Downlight, COB Light

NON-ISOLATED DRIVERS(LPF)



P5030

Wattage - 8-24W (P5030)

Input Voltage - 110V-290V

Output Voltage - 24V - 80V

Output Current - 300mA

Efficiency - $\geq 92\%$


PFC - > 0.5

Surge Protection - Upto 2.5KV

Length(mm) - 29.5*21*15mm

Application - Panel Lights, Downlights,
COB Lights

NON-ISOLATED DRIVERS(LPF)



P5031

Wattage - 6-15W (P5031)

Input Voltage - 110V-290V

Output Voltage - 21V - 48V

Output Current - 300mA

Efficiency - $\geq 92\%$


PFC - > 0.5

Surge Protection - Upto 2.5KV

Length(mm) - 29.5*21*14mm

Application - Panel Lights, Downlights,
COB Lights

NON-ISOLATED DRIVERS(LPF)



P5032

Wattage - 8-18W (P5032)

Input Voltage - 110V-290V

Output Voltage - 50V - 120V

Output Current - 150mA

Efficiency - $\geq 92\%$


PFC - > 0.5

Surge Protection - Upto 2.5KV

Length(mm) - 17.3*24.3*13.5mm

Application - Panel Lights, Downlights,
COB Lights

NON-ISOLATED DRIVERS



P4703

Wattage - 20W (P4703)

Input Voltage - 85V-300V

Output Voltage - 40V - 80V

Output Current - 240mA

Efficiency - $\geq 88\%$

PFC - > 0.95


Surge Protection - Upto 3KV

THD - Less Than 15%

Length(mm) - 38*20*13(mm)

Application - Tube Light, Side Cap

NON-ISOLATED DRIVERS



P5091

Wattage - 36-50W (P5091)

Input Voltage - 100V-300V

Output Voltage - 40V - 80V

Output Current - 560mA

Efficiency - $\geq 88\%$

PFC - > 0.95

Surge Protection - Upto 3.5KV

THD - Less Than 15%

Length(mm) - 68*33*15(mm)

Application - Indoor Lights




Lightronics
LED Lighting Solutions

 +91 8655 500032

 +91 8655 500031

 sales.lightronics@gmail.com

 www.lightronics.in

 Gala No. 9,
Real Industrial Estate No. 5,
Sativali, Vasai East, 401208